

Project

Date Product Code

THREE XTM AA

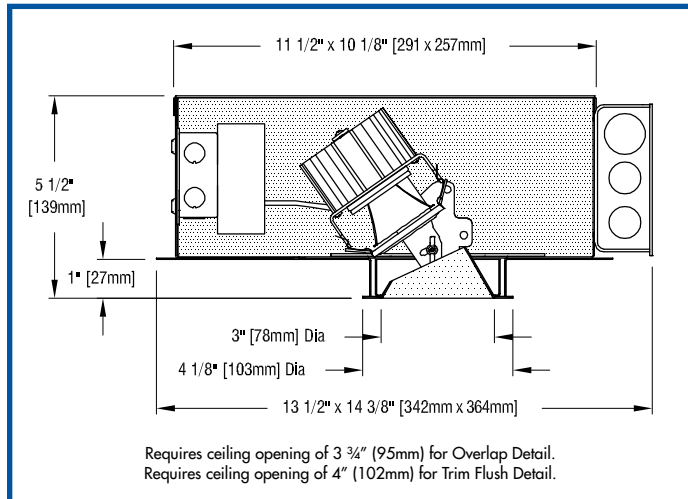
recessed LED accent light

FULLY SUSTAINABLE - FULLY SUSTAINABLE - FULLY SUSTAINABLE - FULLY SUSTAINABLE - FULLY SUSTAINABLE - FULLY SUSTAINABLE - FULLY SUSTAINABLE



Type

Designer



FEATURES

- **THREE XTM AA is a 3" aperture, LED accent light.** Luminaire is powered by one of a number of Xicato XTM (19mm) LED modules, distinguished by extraordinary color consistency (within 1x2-step MacAdam ellipse). See below for wattages and efficacies. Luminaire may be ordered with one of a number of drivers.
- **Luminaire provides 362° horizontal rotation and 0°-35° angular adjustment.** Once focused, adjustment may be locked by a lever and a wing nut.
- **Luminaire employs an internal 'twist and lock' reflector** to produce an initial beamspread of 36° or 54°. To allow beamspread to be changed in installed luminaires, internal reflectors are available as accessories.
- **Luminaire includes a complimentary Beam Smoother** which may be replaced by one or two **Optical Accessories** including lenses and screens.
- **External reflectors, cut at 25°**, are available in three natural aluminum finishes – semi-specular (C), slightly diffuse (V) or fully diffuse (EC) – as well as black Alzak® and specular white enamel. Other finishes are available on special order. A LightPlate may be used instead of an external reflector.
- **Luminaire may be converted to a downlight in the field** by re-setting the angular adjustment yoke and replacing the standard external reflector with an optional 0° cut reflector.
- **Luminaire includes a pair of mounting bars** (3/4" x 27" C channel). Specialty bars for wood and T-bar installations are also available.
- **For more information, [click here](#).**

APPLICATIONS

Luminaire is listed as an inherently protected luminaire for Damp Location. Luminaire is RoHA compliant, is suitable for use in a fire rated ceiling and is approved for ten #12 wire 90° C branch circuit wiring. Removal of the external reflector allows access to the LED module and junction box.



SPACING

Two models – L165 and L16V – must be spaced 30" apart and 15" from walls with 1/2" clearance above housing.

PRODUCT CODE

For complete product code, list basic unit and select one item from each following box.

Basic Unit	THR-XTM-AA
Internal Reflector <i>Choose one.</i>	
36° initial beamspread	- 36D
54° initial beamspread	- 54D
Driver	
dimmable to 1% by a 0-10V dimmer on 120 or 277-volt service	- DMV
dimmable to 5% or 10% (see Light Output box below) by either an incandescent or ELV dimmer; 120-volt service only	- DMP
dimmable to 1% by a 2-wire Lutron compatible dimmer	- DMI-LU
dimmable to 1% SoftOn/FadeToBlack by a Lutron EcoSystem control; not available with L07A, L10S or L10V models	- ECO-LU
eldoLED 0-10V (Logarithmic) driver dimmable to 0.1% with a 0-10V dimmer on 120 or 277-volt service	- DVOELG
eldoLED 0-10V (Linear) driver dimmable to 0.1% with a 0-10V dimmer on 120 or 277-volt service	- DVOELN
eldoLED driver dimmable to 0.1%, compatible with DALI control system	- DA0-EL
Moons' driver dimmable to 0.1%, compatible with DMX controllers	- DX0

Light Source Output (Lumens)	
700L / CRI 98 Artist	DMP (10%) ...- L07A
1000L / CRI 98 Artist	DMP (5%) ...- L10A
1000L / CRI 80+	DMP (10%) ...- L10S
1000L / CRI 80+ Vibrant	3000K only.....DMP (10%) ...- L10V
1300L / CRI 80+	DMP (5%) ...- L13S
1300L / CRI 80+ Vibrant	3000K only.....DMP (10%) ...- L13V
1600L / CRI 80+	see SPACING.....DMP (5%) ...- L16S
1600L / CRI 80+ Vibrant ..	see SPACING...3000K only.....DMP (5%) ...- L16V

Light Color	
2700 K	- 27K
3000 K	- 30K
3500 K	- 35K
4000 K	- 40K

External Reflector Color and Trim	Overlap	Trim Flush*
Semi-specular Clear	COL	CTF
Slightly diffuse Clear	VOL.....	VTF
Fully diffuse Clear	ECOL.....	ECTF
Black	BOL.....	BTF
White	WOL.....	WTF

Standard reflector flange continues reflector finish. White painted flanges and custom painted flanges are available on special order. Add WF (white flange) or CCF (custom color flange).

*Trim Flush reflector requires the use of a plaster ring Accessory (see below).

▶ Reflectors detailed for metal or wood ceilings available on special order.

LightPlates may be ordered instead of the external reflectors above (see next page).

LightPlate Downlight Spot , white	DP3-OL	DP3-TF
LightPlate Accent Spot , white	AP3-OL	AP3-TF
LightPlate Accent Slot , white	AL3-OL	AL3-TF

Custom painted LightPlates are available on special order. Add -CC

OPTIONS

Specify by adding to the basic unit.

0° cut downlight reflector	- 0
Remote emergency battery pack including two components – battery pack and plate with test switch and light – to be mounted adjacent to luminaire; for use in accessible ceilings	- RX

EXTRA REFLECTORS

Specify as separate line items.

36° internal reflector	XTM-REF36-50
54° internal reflector	XTM-REF54-50

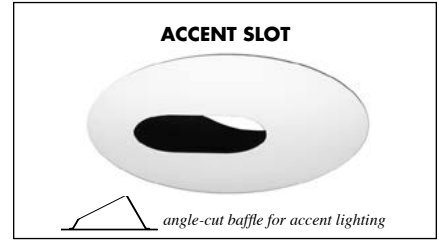
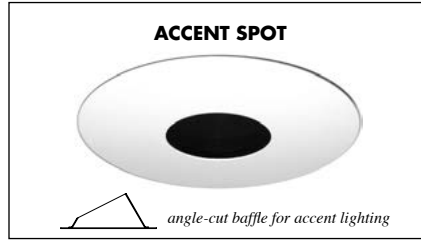
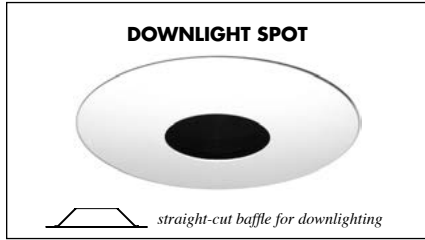
ACCESSORIES

Specify as a separate line item.

Plaster ring allows use of 3 3/4" OD Trim Flush (-TF) reflector in sheetrock ceiling; 4" dia hole required	TF RING/3
---	-----------



LIGHTPLATES LightPlates may be used instead of standard reflectors.



OPTICAL ACCESSORIES Specify as separate line

All are 2 3/4" (70mm) diameter. Lenses and filters are glass; screens are aluminum.

diffuse glass	DGS/2.375
prismatic lens (Solite)	PLS/2.375
55° spread lens	LENS/2.375
40° x 70° spread lens	LENS/2.375-4070
beam smoother	(included with fixture) CLR/2.375
33% light reduction screen	SCR33/2.375
50% light reduction screen	SCR50/2.375

color filters

surprise pink	PNK/2.375
daylight blue	DAY/2.375
amber	AMB/2.375
blue	BLU/2.375
green	GRN/2.375
red	RED/2.375

Downlight Reflectors	<i>Overlap</i>	<i>Trim Flush</i>
Semi-specular Clear	REF-THR-AA-0-COL	REF-THR-AA-0-CTF
Slightly diffuse Clear	REF-THR-AA-0-VOL	REF-THR-AA-0-VTF
Fully diffuse Clear	REF-THR-AA-0-ECOL	REF-THR-AA-0-ECTF
Black	REF-THR-AA-0-BOL	REF-THR-AA-0-BTF
White	REF-THR-AA-0-WOL	REF-THR-AA-0-WTF

See below for photometric reports



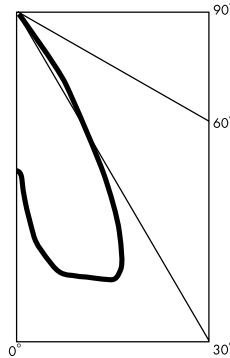
PHOTOMETRIC REPORT with 36° reflector (tested per IESNA LM-79-2008)

Verification Services Report No. 1188772. Original test report furnished upon request.

Luminaire recessed LED round accent light with semi-specular clear aluminum reflector, LED aimed at 15° above vertical
 Light Source one white Xicato XTM 19mm LES LED with 36° beam spread integral reflector, 3000K CCT, 80 CRI, 1600 lumens

CANDLEPOWER DISTRIBUTION (Candela)

Vertical Angle	Horizontal Angle				
	0	45	90	135	180
0	1739	1739	1739	1739	1739
5	2604	2294	1572	1039	817
15	3036	2195	603	84	27
25	2642	1048	39	6	5
35	677	92	5	3	2
45	5	3	1	2	2
55	2	1	1	1	2
65	1	0	0	0	0
75	0	0	0	0	0
85	0	0	0	0	0
90	0	0	0	0	0



LUMINAIRE LIGHT OUTPUT AND EFFICACY

LED Light Engine	Luminaire Light Output	Luminaire Efficacy (lms/watt)	System Wattage	RX Light Output (90 min. run)
700 Lumens Artist	371*	36*	10	259*
1000 Lumens Artist	493*	33*	15	259*
1000 Lumens standard & Vibrant	497*	48*	10	266*
1300 Lumens standard & Vibrant	664*	45*	15	266*
1600 Lumens standard & Vibrant	801	47	17	297*

*estimated values

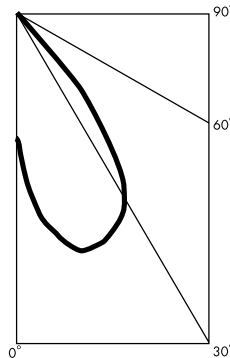
PHOTOMETRIC REPORT with 54° reflector (tested per IESNA LM-79-2008)

Verification Services Report No. 1188773. Original test report furnished upon request.

Luminaire recessed LED round accent light with semi-specular clear aluminum reflector, LED aimed at 15° above vertical
 Light Source one white Xicato XTM 19mm LES LED with 54° beam spread integral reflector, 3000K CCT, 80 CRI, 1600 lumens

CANDLEPOWER DISTRIBUTION (Candela)

Vertical Angle	Horizontal Angle				
	0	45	90	135	180
0	974	974	974	974	974
5	1483	1263	883	616	497
15	1960	1221	374	54	12
25	1869	934	107	5	4
35	1334	488	11	3	2
45	295	50	4	4	2
55	2	2	3	4	4
65	1	0	1	1	2
75	0	0	0	0	0
85	0	0	0	0	0
90	0	0	0	0	0



LUMINAIRE LIGHT OUTPUT AND EFFICACY

LED Light Engine	Luminaire Light Output	Luminaire Efficacy (lms/watt)	System Wattage	RX Light Output (90 min. run)
700 Lumens Artist	328*	32*	10	228*
1000 Lumens Artist	435*	30*	15	228*
1000 Lumens standard & Vibrant	439*	42*	10	235*
1300 Lumens standard & Vibrant	589*	40*	15	235*
1600 Lumens standard & Vibrant	707	42	17	262*

*estimated values

STANDARD DMV DRIVER INFORMATION (UL Class 2, dry and damp location)

Voltage	120	277
Input Watts (L107A/L110A/L110S&V/L135&V/L165&V)	10/15/10/15/17	10/15/10/15/17
Input Current (A) (L107A/L110A/L110S&V/L135&V/L165&V)	.08/13/08/13/14	.04/05/04/05/06
Output Current (mA)	350-700	350-700
Min. Power Factor	.99	.99
Operating Temperature Range (F)	-13 to 122	-13 to 122

LIGHT OUTPUT MULTIPLIER

LED Light Engine	Light Output Multiplier	RX Light Output Multiplier
700 Lumens Artist	.46*	.32*
1000 Lumens Artist	.61*	.32*
1000 Lumens standard & Vibrant	.62*	.33*
1300 Lumens standard & Vibrant	.83*	.33*
1600 Lumens standard & Vibrant	1.0	.37*

*estimated values

REFLECTOR COLOR MULTIPLIERS

Semi-specular clear (C)	1
Slightly diffuse clear (V)	.95
Fully diffuse clear (EC)	.88
Champagne gold clear (G)	.95
Black (B)	.49