

Project

Type

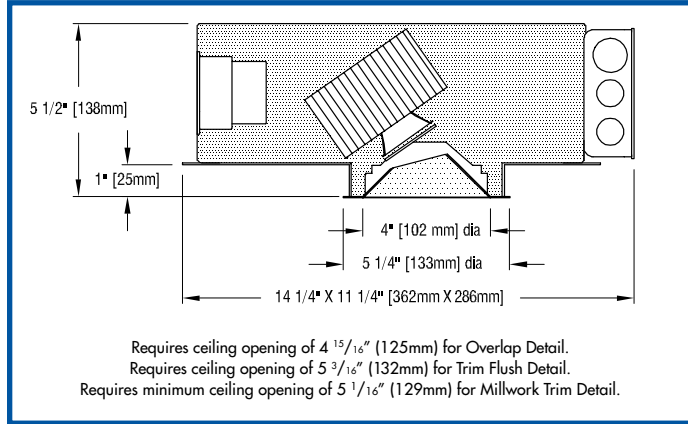


Date Product Code

Designer

FOUR XTM AA ES recessed LED downlight

PRECISE OPTICS - PRECISE OPTICS - PRECISE OPTICS - PRECISE OPTICS - PRECISE OPTICS - PRECISE OPTICS - PRECISE OPTICS



- FOUR XTM AA ES is a 4" aperture, enhanced shielding (ES), LED accent light. Luminaire is powered by one of a number of Xicato XTM (19mm) LED modules. See tables below for wattages and efficacies. Luminaire may be ordered with one of a number of drivers.
- Luminaire provides 362° horizontal rotation and 0°-35° angular adjustment. Once focused, adjustment is locked by a thumb screw and wing nut.
- Luminaire employs an internal 'twist and lock' reflector to produce an initial beam-spread of 36° or 54°. To allow beam-spread to be changed in installed luminaires, internal reflectors are available as accessories.
- Luminaire accepts one or two of a number of [Optical Accessories](#) including lenses and filters. A complimentary glass 'beam smoother' is included.
- External reflectors, cut at 15° with minimal top aperture and deep shielding angle, is available in three natural aluminum finishes – semi-specular (C), slightly diffuse (V) or fully diffuse (EC) – as well as black Alzak® and specular white enamel. Other finishes are available on special order.
- LightCharms® or LightPlate™ decorative trims may be ordered instead of standard reflectors, see below.
- Luminaire may be converted to a downlight in the field by re-setting the angular adjustment yoke and replacing the standard external reflector with an optional 0° cut reflector.
- Housing is constructed from 20-gauge electro-zinc, polyester-coated steel in Edison Price Lighting's American factory. Heavy-gauge metals and American manufacturing guarantee long-lasting durability.
- Luminaire includes a pair of mounting bars (3/4" x 27" C channel). Specialty bars for wood and T-bar installations are also available.
- For more information, [click here](#).

APPLICATIONS

Luminaire is listed as an inherently protected luminaire for Damp Location. Luminaire is RoHA compliant, is suitable for use in a fire rated ceiling and is approved for ten #12 wire 90° C branch circuit wiring. Removal of the external reflector allows access to the LED module and junction box.

For a version of this luminaire designed to provide less shielding of the light source and greater efficacy, see [FOUR XTM AA EE](#).

For higher lumen packages and lower pricing, see [FOUR HI CZS AA](#)

For shallower depths and lower pricing, see [WAFER/4AA](#).

SPACING – Three models – L13A, L20S and L20V – must be spaced 30" apart and 15" from walls with 1/2" clearance above housing.

PRODUCT CODE

For complete product code, list basic unit and select one item from each following box.

Basic Unit	FR-XTM-AA
Internal Reflector <i>Choose one.</i>	
36° initial beamspread	- 36D
54° initial beamspread	- 54D
Driver	
dimmable to 1% by a 0-10V dimmer on 120 or 277-volt service.....	- DMV
dimmable to 5% or 10% (see Light Output box below) by either an incandescent or ELV dimmer; 120-volt service only	- DMP
dimmable to 1% by a 2-wire Lutron compatible dimmer	- DM1U
dimmable to 1% SoftOn/FadeToBlack by a Lutron EcoSystem control; <u>not</u> available with L07A, L10S or L10V models	- ECO-LU
eldalED 0-10V (Logarithmic) driver dimmable to 0.1% with a 0-10V dimmer on 120 or 277-volt service	- DV0ELG
eldalED 0-10V (Linear) driver dimmable to 0.1% with a 0-10V dimmer on 120 or 277-volt service	- DV0ELN
eldalED driver dimmable to 0.1%, compatible with DALI control system	- DA0-EL
Moons' driver dimmable to 0.1%, compatible with DMX controllers	- DX0
Light Source Output (lumens)	
700L / CRI 98 Artist	DMP (10%) ... - L07A
1000L / CRI 98 Artist	DMP (5%) ... - L10A
1000L / CRI 80+	DMP (10%) ... - L10S
1000L / CRI 80+ Vibrant	3000K only DMP (10%) ... - L10V
1300L / CRI 98 Artist	see SPACING DMP (5%) ... - L13A
1300L / CRI 80+	DMP (10%) ... - L13S
1300L / CRI 80+ Vibrant	3000K only DMP (10%) ... - L13V
1600L / CRI 98 Artist	DMP (5%) ... - L16A
1600L / CRI 80+	DMP (5%) ... - L16S
1600L / CRI 80+ Vibrant	3000K only DMP (5%) ... - L16V
2000L / CRI 80+	see SPACING DMP (5%) ... - L20S
2000L / CRI 80+ Vibrant	see SPACING . 3000K only DMP (5%) ... - L20V
Light Color	
2700 K.....	- 27K
3000 K.....	- 30K
3500 K.....	- 35K
4000 K.....	- 40K

External Reflector Color and Trim	Overlap	Trim Flush*
Semi-specular Clear	ES-COL.....	ES-CTF
Slightly diffuse Clear	ES-VOL.....	ES-VTF
Fully diffuse Clear.....	ES-ECOL.....	ES-ECTF
Black	ES-BOL.....	ES-BTF
White	ES-WOL.....	ES-WTF

Standard reflector flange continues reflector finish. White painted flanges and custom painted flanges are available on special order. Add WF (white flange) or CCF (custom color flange).

*Trim Flush reflector requires the use of a **plaster ring** Accessory (see below).

► Reflectors detailed for metal or wood ceilings available on special order.

A **LightPlate** may be ordered instead of the standard reflectors above.

LightPlate Downlight Spot , white	DP-OL.....	DP-TF
LightPlate Accent Spot , white	AP-OL.....	AP-TF
LightPlate Accent Slot , white	AL-OL.....	AL-TF

Custom painted trims for LightPlate are available on special order. Add -CC

OPTIONS Specify by adding to the basic unit.

0° cut downlight reflector	- 0
Millwork trim detail consists of an aperture collar (see below) and a Trim Flush (TF) external reflector (see above). <i>Note: a Plaster Ring is <u>not</u> required.</i>	
milled aluminum aperture collar.....	- M
white aperture collar.....	- MWH
black aperture collar.....	- MBL
custom color aperture collar	- MCC
Remote emergency battery pack including two components – battery pack and plate with test switch and light – to be mounted adjacent to luminaire; for use in accessible ceilings	- RX

EXTRA REFLECTORS Specify as separate line items.

36° internal reflector	XTM-REF36-50
54° internal reflector.....	XTM-REF54-50

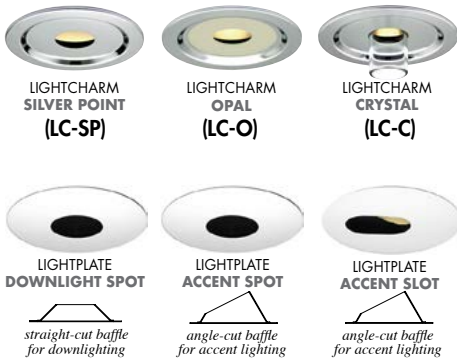
ACCESSORIES Specify as a separate line item.

Plaster ring allows use of 4 7/8" OD Trim Flush (-TF) reflector in sheetrock ceiling; 5 3/16" dia hole required	TF RING/4
--	-----------



LIGHTCHARMS & LIGHTPLATES

LightCharms and LightPlates may be used instead of standard reflectors.

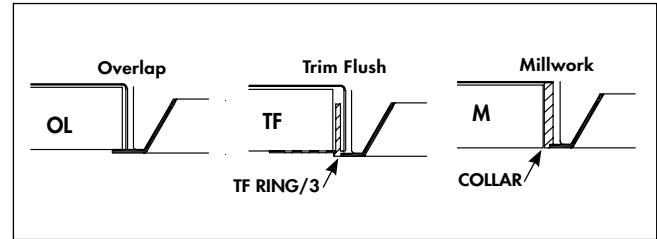


OPTICAL ACCESSORIES *Specify as separate line*

All are 2 3/4" (70mm) diameter.

diffuse glass	DGS/2.75
prismatic lens (Solite)	PLS/2.75
55° spread lens	LENS/2.75
40° x 70° spread lens	LENS/2.75-4070
beam smoother (included with fixture).....	DIF05/2.75
33% light reduction screen	SCR33/2.75
50% light reduction screen	SCR50/2.75
color filters	
surprise pink	PNK/2.75
daylight blue.....	DAY/2.75
blue	BLU/2.75
green	GRN/2.75
red	RED/2.75

EXTERNAL REFLECTOR TRIMS



	<i>Overlap</i>	<i>Trim Flush</i>
Downlight Reflectors		
Semi-specular Clear	REF-FR-AA-ES-0-COL.....	REF-FR-AA-ES-0-CTF
Slightly diffuse Clear	REF-FR-AA-ES-0-VOL.....	REF-FR-AA-ES-0-VTF
Fully diffuse Clear	REF-FR-AA-ES-0-ECOL.....	REF-FR-AA-ES-0-ECTF
Black	REF-FR-AA-ES-0-BOL.....	REF-FR-AA-ES-0-BTF
White	REF-FR-AA-ES-0-WOL.....	REF-FR-AA-ES-0-WTF

Downlight Conversion
 Convert to a downlight in the field. Tilt the heatsink assembly to the vertical then shift it to the center of the aperture. Replace angle-cut reflector with 0°-cut **Downlight Reflector** (see OPTIONS).

See below for photometric reports



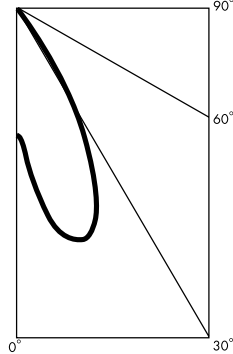
PHOTOMETRIC REPORT with 36° reflector (tested per IESNA LM-79-2008)

Verification Services Report No. 1173022. Original test report furnished upon request.

Luminaire recessed LED round accent light with semi-specular clear aluminum reflector, LED aimed at 15° above vertical
 Light Source one white Xicato XTM 19mm LES LED with 36° beam spread integral reflector, 3000K CCT, 80 CRI, 2000 lumens

CANDLEPOWER DISTRIBUTION (Candela)

Vertical Angle	Horizontal Angle				
	0	45	90	135	180
0	1449	1449	1449	1449	1449
5	2082	1860	1326	897	731
15	2805	1873	554	88	39
25	1907	867	55	12	7
35	522	90	9	3	2
45	32	8	2	1	0
55	3	2	1	1	0
65	1	1	1	0	0
75	0	0	0	0	0
85	0	0	0	0	0
90	0	0	0	0	0



LUMINAIRE LIGHT OUTPUT AND EFFICACY

LED Light Engine	Luminaire Light Output	Luminaire Efficacy (lms/watt)	System Wattage	RX Light Output (90 min. run)
700 Lumens Artist	250*	24*	10	178*
1000 Lumens Artist	331*	22*	15	178*
1300 Lumens Artist	437*	23*	19	178*
1600 Lumens Artist	532*	27*	20	191*
1000 Lumens standard & Vibrant	334*	32*	10	184*
1300 Lumens standard & Vibrant	446*	30*	15	184*
1600 Lumens standard & Vibrant	539*	31*	17	219*
2000 Lumens standard & Vibrant	683	35	20	205*

*estimated values

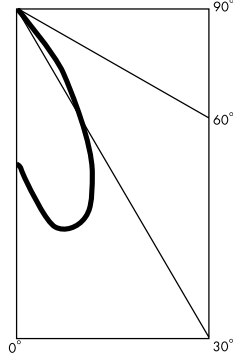
PHOTOMETRIC REPORT with 54° reflector (tested per IESNA LM-79-2008)

Verification Services Report No. 1173023. Original test report furnished upon request.

Luminaire recessed LED round accent light with semi-specular clear aluminum reflector, LED aimed at 15° above vertical
 Light Source one white Xicato XTM 19mm LES LED with 54° beam spread integral reflector, 3000K CCT, 80 CRI, 2000 lumens

CANDLEPOWER DISTRIBUTION (Candela)

Vertical Angle	Horizontal Angle				
	0	45	90	135	180
0	1224	1224	1224	1224	1224
5	1507	1416	1154	935	825
15	1818	1426	718	329	225
25	1391	881	226	10	3
35	684	306	11	2	2
45	147	23	2	1	1
55	2	2	1	1	1
65	0	1	0	0	0
75	0	0	0	0	0
85	0	0	0	0	0
90	0	0	0	0	0



LUMINAIRE LIGHT OUTPUT AND EFFICACY

LED Light Engine	Luminaire Light Output	Luminaire Efficacy (lms/watt)	System Wattage	RX Light Output (90 min. run)
700 Lumens Artist	250*	24*	10	178*
1000 Lumens Artist	332*	23*	15	178*
1300 Lumens Artist	439*	23*	19	178*
1600 Lumens Artist	533*	27*	20	192*
1000 Lumens standard & Vibrant	335*	32*	10	185*
1300 Lumens standard & Vibrant	447*	30*	15	185*
1600 Lumens standard & Vibrant	540*	31*	17	219*
2000 Lumens standard & Vibrant	685	35	20	206*

*estimated values

STANDARD DMV DRIVER INFORMATION (UL Class 2, dry and damp location)

Voltage	120	277
Input Watts (L07A/L10A/L13A/L16A/L10S*V/L13S*V/L16S*V/L20S*V)	10/15/19/20/10/15/17/20	10/15/19/20/10/15/17/20
Input Current (A) (L07A/L10A/L13A/L16A/L10S*V/L13S*V/L16S*V/L20S*V)	.08/13/16/17/08/13/14/17	.04/05/07/07/04/05/06/07
Output Current (mA)	350-700	350-700
Min. Power Factor	.99	.99
Operating Temperature Range (F)	-13 to 122	-13 to 122

LIGHT OUTPUT MULTIPLIER

LED Light Engine	Light Output Multiplier	RX Light Output Multiplier
700 Lumens Artist	.37*	.26*
1000 Lumens Artist	.48*	.26*
1300 Lumens Artist	.64*	.26*
1600 Lumens Artist	.78*	.28*
1000 Lumens standard & Vibrant	.49*	.27*
1300 Lumens standard & Vibrant	.65*	.27*
1600 Lumens standard & Vibrant	.79*	.32*
2000 Lumens standard & Vibrant	1	.30*

*estimated values

REFLECTOR COLOR MULTIPLIERS

Semi-specular clear (C)	1
Slightly diffuse clear (V)	.95
Fully diffuse clear (EC)	.88
Champagne gold clear (G)	.95
Black (B)	.49