

Project

Type



Date

Product Code

Designer

MIDIMAX™ LED O LH-OBM

surface mounted LED open-aperture accent light



MidiMax LED O LH-OBM is a surface mounted accent light powered by one of a number of Xicato LED modules, all of which are distinguished by extraordinary color consistency (within 1x2-step MacAdam ellipse). See tables on the reverse for wattages and efficacies.

- Luminaire is designed for mounting on a 4" octagonal outlet box (by others).
- Luminaire may be ordered with one of a number of drivers.
- Beam spread is changed by removing the lens holder assembly, replacing one 'twist and lock' reflector with another, and re-inserting the lens holder assembly. Luminaire is ordered with a single reflector; one or both of the other reflectors may be ordered as accessories.
- A concealed swivel provides 385° horizontal rotation and vertical adjustment from 0° to 90°. The swivel is permanently tensioned, allowing the luminaire to remain fixed at any aiming angle.
- MidiMax LED O LH-OBM accepts one or two of a number of [Optical Accessories](#), including spread lenses, a beam smoother, color filters and light reduction screens. A complimentary Beam Smoother is included.
- MidiMax luminaires have seamless aluminum housings and cast aluminum tops for lightweight durability and heat dissipation. Standard finish is matte white; also available in black and Industrial Silver matte paint finishes.
- For more information, [click here](#).

MODIFICATIONS AVAILABLE

Contact factory with quantity for pricing; orders may require shop drawing approval.
For modified stem lengths up to 72", add the following to the end of the product code:
+ number of inches.

PRODUCT CODE

For complete product code, list basic unit and select one item from each following box.

Basic Unit LX-XTM-OB-OH

Beam Spread Reflector (specify one to ship with fixture)

20° spot - 20D
 40° flood - 40D
 60° wide flood - 60D

Finish

white finish: - WH
 black finish: - BL
 Industrial Silver finish: - SI
 custom color paint finish...include paint number or physical chip with order - CC

Driver

dimmable to 10% (see Light Output box below) with electronic low voltage (ELV) dimmer on 120-volt service only - DME
 dimmable to 5% (see Light Output box below) with either incandescent or electronic low voltage (ELV) dimmer on 120-volt service only - DMP
 dimmable to 10% (see Light Output box below) with a 0-10V dimmer on 120-volt or 277-volt service - DMV

Light Source Output (Lumens)

1000L/CRI 98 ArtistDMP (5%) or DMV (10%)....- L10A
 1400L/CRI 98 ArtistDMP (5%) or DMV (10%)....- L14A
 1500L/CRI 80+DMP (5%) or DMV (10%)....- L15S
 1500L/CRI 80+ Vibrant ...3000K only....DMP (5%) or DMV (10%)....- L15V
 2100L/CRI 80+DMP (5%) or DMV (10%)....- L21S
 2100L/CRI 80+ Vibrant....3000K only....DMP (5%) or DMV (10%)....- L21V
 2140L/CRI 98 Artist.....DME (10%) or DMV (10%)..- L21A

Light Color

2700 K..... - 27K
 3000 K..... - 30K
 3500 K - 35K
 4000 K..... - 40K

OPTIONS Specify by adding to the product code.

a rocker type on/off switch on fixture top, for use on 120-volt service only - SW
 white switch for white fixture, black for Silver or black fixture, specify which for custom color fixture

EXTRA REFLECTORS Specify as separate line items.

20° spot reflector XTM-REF20-72
 40° flood reflector..... XTM-REF40-72
 60° wide flood reflector XTM-REF60-70

OPTICAL ACCESSORIES ▼ See next page

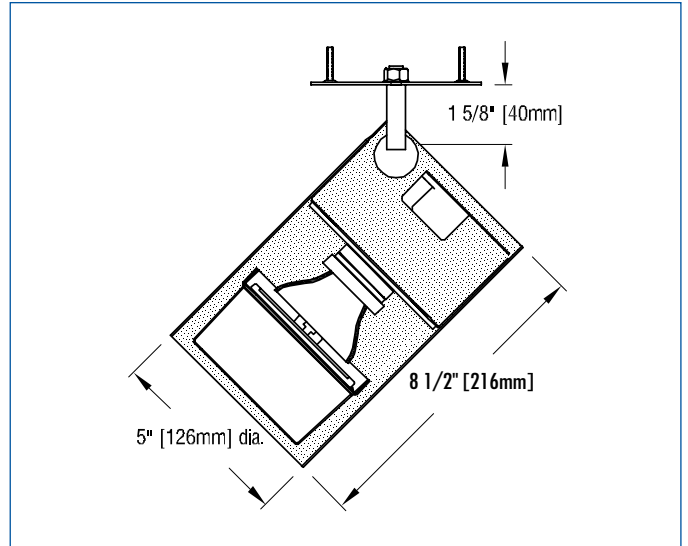


OPTICAL ACCESSORIES

Specify as separate line items.

All are 3 3/4" (95mm) dia. Lenses and filters are glass; screens are aluminum.

55° spread lens	LENS/3.75
40° x 70° spread lens	LENS/3.75-4070
prismatic lens (Solite)	PLS/3.75
beam smoother included with fixture	CLR/3.75
color filters	
Daylight Blue	DAY/3.75
Surprise Pink	PNK/3.75
amber	AMB/3.75
blue	BLU/3.75
green	GRN/3.75
red	RED/3.75
33% light reduction screen	SCR33/3.75
50% light reduction screen	SCR50/3.75



APPLICATIONS

Luminaire is suitable for highlighting vertical or horizontal surfaces, as well as objects in museums, galleries, showrooms, residences, offices and stores.

Luminaire is listed for Damp Location mounting on a standard 4" octagonal outlet box (by others).

– see below for photometric reports –

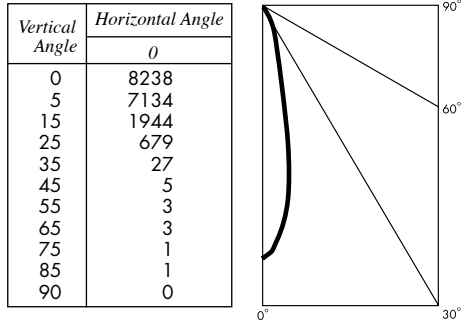


PHOTOMETRIC REPORT with 20° reflector (tested per IESNA LM-79-2008)

UL Verification Services Report No. 1164146. Original test report furnished upon request.

Luminaire surface-mounted LED accent light with a 20° reflector and black lens holder (NO LENS)
 Lamp Xicato XTM LED Module, 2100 lumens, 3000K
 Lamp Life rated 50.000 hours based on L70/B50 criteria. LM80 report by LED manufacturer furnished upon request

CANDLEPOWER DISTRIBUTION



LUMINAIRE LIGHT OUTPUT AND EFFICACY

LED Module Type	Luminaire Light Output	Luminaire Efficacy (lms/watt)	System Wattage
1000 Lumens Artist	694*	51*	14
1400 Lumens Artist	997*	47*	21
2100 Lumens Artist	1480*	56*	26
1500 Lumens standard & Vibrant	1106*	62*	18
2100 Lumens standard & Vibrant	1480	65	23

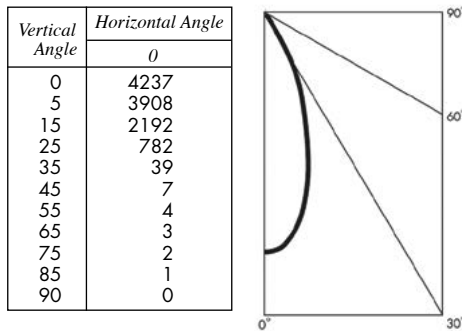
*estimated values

PHOTOMETRIC REPORT with 40° reflector (tested per IESNA LM-79-2008)

UL Verification Services Report No. 1164147. Original test report furnished upon request.

Luminaire surface-mounted LED accent light with a 40° reflector and black lens holder (NO LENS)
 Lamp Xicato XTM LED Module, 2100 lumens, 3000K Lamp Life see above

CANDLEPOWER DISTRIBUTION



LUMINAIRE LIGHT OUTPUT AND EFFICACY

LED Module Type	Luminaire Light Output	Luminaire Efficacy (lms/watt)	System Wattage
1000 Lumens Artist	640*	47*	14
1400 Lumens Artist	920*	44*	21
2100 Lumens Artist	1366*	52*	26
1500 Lumens standard & Vibrant	1021*	57*	18
2100 Lumens standard & Vibrant	1366	60	23

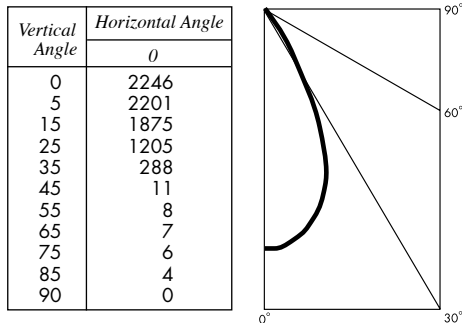
*estimated values

PHOTOMETRIC REPORT with 60° reflector (tested per IESNA LM-79-2008)

UL Verification Services Report No. 1164148. Original test report furnished upon request.

Luminaire surface-mounted LED accent light with a 60° reflector and black lens holder (NO LENS)
 Lamp Xicato XTM LED Module, 2100 lumens, 3000K Lamp Life see above

CANDLEPOWER DISTRIBUTION



LUMINAIRE LIGHT OUTPUT AND EFFICACY

LED Module Type	Luminaire Light Output	Luminaire Efficacy (lms/watt)	System Wattage
1000 Lumens Artist	698*	51*	14
1400 Lumens Artist	1003*	48*	21
2100 Lumens Artist	1489*	57*	26
1500 Lumens standard & Vibrant	1106*	62*	18
2100 Lumens standard & Vibrant	1489	65	23

*estimated values

STANDARD DRIVER INFORMATION (UL Class 2, dry and damp location)

Voltage	120	277
Input Watts (1000A/1400A/2100A/1500/2100 lumens)	14/21/26/18/23	14/21/26/18/23
Input Current(A) (1000A/1400A/2100A/1500/2100 lumens)	.12/18/22/15/19	.05/08/09/06/08
Output Current (mA)	500-1050	500-1050
Min. Power Factor	0.90	0.90
Operating Temperature Range (F)	-13 to 122	-13 to 122

LIGHT OUTPUT MULTIPLIER

LED Module Type	Light Output Multiplier
1000 Lumens Artist	.47*
1400 Lumens Artist	.67*
2100 Lumens Artist	1
1500 Lumens standard & Vibrant	.75*
2100 Lumens standard & Vibrant	1