


DARKLITE® 38E/40/7AA


recessed PAR 38 LED accent light

FEATURES

- **Darklite 38E/40/7AA is a 7" aperture accent light** which has been checked for fit and initial operation with a PAR 38 LED retrofit lamps (supplied by others), including:
 - KETRA S38
 - Soraa PAR38
 - GE PAR38
 - TCP Allusion PAR38, dim-to-warm
 - Additional lamps may be suitable. Contact factory with inquiries.
- **The fixture provides 358° horizontal lamp rotation and 0 – 40° angular lamp adjustment with lockable focus.** The reflector is cut at 40° for optimal performance. Precise reflector design minimizes aperture brightness.
- **When used with our Optical Accessory Holder, Darklite 38/40/7AA accepts one or two of a number of [Optical Accessories](#)** including lenses, color filters, a UV filter and light reduction screens.
- **Reflectors are available in three clear natural aluminum finishes** — semi-specular (C), slightly diffuse (V) or fully diffuse (EC) — as well as champagne gold or black Alzak®. Other reflector finishes are available on special order.
- **Optional reflectors are available for two special conditions:** when a downlight appearance is desirable in fixtures intended for only 0° to 20° lamp adjustment, and when fixtures are used as downlights in sloped ceilings.
- **Housing is constructed from 16-gauge electro-zinc plated steel** in Edison Price Lighting's American factory. Heavy-gauge metals and American manufacturing guarantee long-lasting durability.
- **Darklite 38E/40/7AA includes a pair of mounting bars (3/4" x 27" C channel).** Specialty bars for T-bar installations are also available.
- **For more information, [click here](#).**

APPLICATIONS



Fixture is  listed for Damp Location. Fixture is prewired with thermal protector, suitable for use in a fire rated ceiling, and approved for ten #12 wire 90°C branch circuit pull-through wiring. The junction box is accessible through the aperture of the fixture.

LAMPS BY OTHERS

Edison Price Lighting does not include lamps and does not sell either lamps or their accessories.

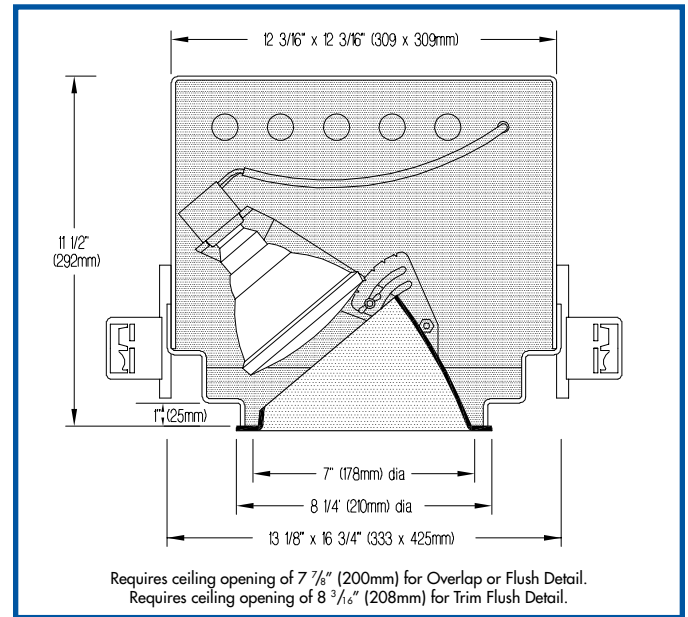
DIMMING

For dimming compatibility consult the lamp manufacturer's website.

WIRELESS LIMITATIONS

The wireless range of lamped fixtures will vary with lamp and site conditions.

• For a model providing adjustment to 40°, see [DARKLITE 38E/40/7AA](#)






PRODUCT CODE

For complete product code, list basic unit and select one item from the following box.

Basic Unit	DL38/40/7AA	
Reflector Color and Detail	Overlap Flange	Trim Flush*
Semi-specular Clear.....	COL.....	CTF
Slightly diffuse Clear.....	VOL.....	VTF
Fully diffuse Clear.....	ECOL.....	ECTF
Champagne Gold	GOL	GTF
Black	BOL.....	BTF
Other reflector finishes available on special order.		
Overlap Flange continues reflector finish. White painted flanges and custom painted flanges are available on special order. Add WF (white flange) or CCF (custom color flange).		
*Trim Flush reflector trim requires the use of a plaster ring accessory (see below).		
▶ Reflectors detailed for metal or wood ceilings available on special order.		

OPTIONS

Specify by adding to end of basic unit.

-  **20° cut downlight reflector**, for downlight appearance when lamp adjustment is of 0° to 15°.....-FC20
-  **20° cut accent light reflector**, for use as a downlight in a 15° to 25° sloped ceiling-SC20
-  **30° cut accent light reflector**, for use as a downlight in a 25° to 35° sloped ceiling-SC30

ACCESSORIES Specify as separate line items.

- Plaster ring** allows use of 7 7/8" OD Trim Flush (-TF) reflector in sheetrock ceiling; 8 3/16" dia hole required..... TF RING/7
- holder for one or two Optical Accessories** (see over) 38 OA HLDR

OPTICAL ACCESSORIES ▼



OPTICAL ACCESSORIES

*Specify as separate line items; use only with the Optical Accessory Holder from previous page (see "Accessories").
All are 4 3/4" (121mm) diameter.*

30° Daylight Blue spread lens	DAY LENS/4.75-30
30° spread lens	LENS/4.75-30
20° x 55° spread lens	LENS/4.75
55° Daylight Blue spread lens	DAY LENS/4.75
70° spread lens	LENS/4.75-70
prismatic lens (Solite)	PLS/4.75
40° x 70° spread lens	LENS/4.75-4070
33% light reduction screen	SCR33/4.75
50% light reduction screen	SCR50/4.75
beam smoother	CLR/4.75

color filters

Surprise Pink	PNK/4.75
Daylight Blue.....	DAY/4.75
amber	AMB/4.75
blue	BLU/4.75
green	GRN/4.75
red	RED/4.75

For current lamp performance data, consult lamp manufacturer's website.