

Project

Type



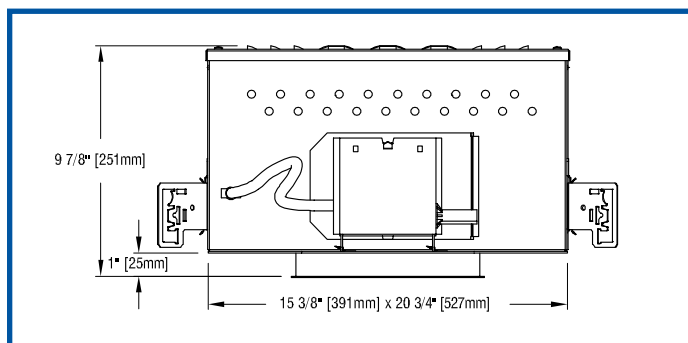
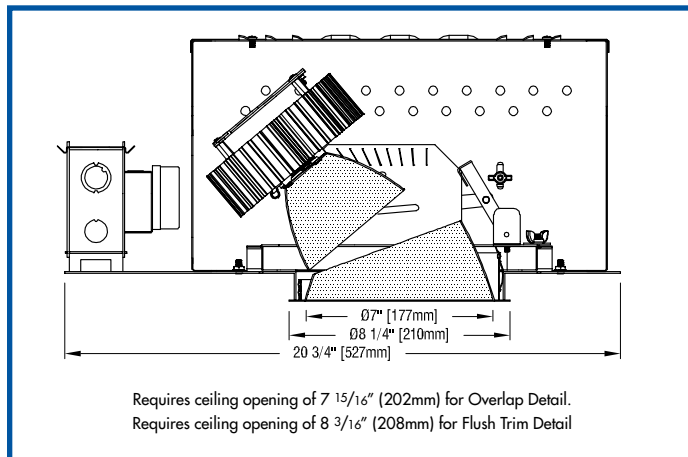
Date

Product Code

Designer

ATRIUM AA/7 NSP recessed 9° LED accent light

HIGH OUTPUT - HIGH OUTPUT - HIGH OUTPUT - HIGH OUTPUT - HIGH OUTPUT - HIGH OUTPUT - HIGH OUTPUT - HIGH OUTPUT



ATRIUM AA/7 NSP is a 7" aperture 9° LED accent light capable of nearly 90,000 CBCP! Luminaire is powered by Citizen chip-on-board LED's providing CRI's of 80+ or 97. See tables below for wattages and efficacies.

PRODUCT CODE

For complete product code, list basic unit and select one item from each following box.

| | |
|---|--------------------|
| Basic Unit | |
| standard: no holder | ATR-CZS2-7AA-9D |
| option: includes holder for Optical Accessories | ATR-CZS2-7AA-9D-LH |

| | |
|--|-----|
| Driver | |
| dimable to 1% by a 0-10V dimmer on 120 or 277-volt service | DMV |
| dimable to 5% or 10% by either an incandescent or ELV dimmer; 120-volt service only | DMP |

| | |
|-------------------------------------|--------|
| Light Source Output (Lumens) | |
| 2100L / 97CRI | - L21A |
| 2800L | - L28A |
| 3000L | - L30A |
| 3900L | - L39A |
| 4500L | - L45A |
| 2700L / 80+ CRI | - L27S |
| 3600L | - L36S |
| 4000L | - L40S |
| 5100L | - L51S |
| 6000L | - L60S |

| | |
|--------------------|-------|
| Light Color | |
| 2700 K | - 27K |
| 3000 K | - 30K |
| 3500 K | - 35K |
| 4000 K | - 40K |
| 5000 K | - 50K |

| | |
|------------------------|-------|
| Voltage | |
| 120 volt service | - 120 |
| 277 volt service | - 277 |

| | | |
|--|----------------|--------------------|
| External Reflector Color and Detail | | |
| | <i>Overlap</i> | <i>Trim Flush*</i> |
| Semi-specular Clear | COL | CTF |
| Slightly diffuse Clear | VOL | VTF |
| Fully diffuse Clear | ECOL | ECTF |
| Champagne Gold | GOL | GTF |
| Black | BOL | BTF |
| White | WOL | WTF |
| Standard reflector flange continues reflector finish. White painted flanges and custom painted flanges are available on special order. Add WF (white flange) or CCF (custom color flange). | | |
| *Trim Flush reflector trim requires the use of a plaster ring Accessory (see below). | | |
| ▶ Reflectors detailed for metal or wood ceilings available on special order. | | |

FEATURES

- Luminaire provides 363° horizontal rotation and 0°- 40° angular adjustment with lockable focus.
- Luminaire may be ordered with an optional integral holder (LH) for one or two of a number of [Optical Accessories](#) including lenses and color filters.
- External reflectors are available in clear natural aluminum finishes — semi-specular (C), slightly diffuse (V) or fully diffuse (EC) — or champagne gold, black Alzak® or white. Other finishes available on special order.
- Housing is constructed from 14-gauge electro-zinc plated steel and 20-gauge electro-zinc, polyester-coated steel in Edison Price Lighting's American factory. Heavy-gauge metals and American manufacturing guarantee long-lasting durability.
- Luminaire includes a pair of mounting bars (3/4" x 27" C channel).
- For more information, [click here](#).

APPLICATIONS

Luminaire is listed for Damp Location. Fixture is prewired with an insulation detecting thermal protector. Luminaire approved for eight #12 wire 90° C branch circuit pull through wiring and is suitable for use in a fire rated ceiling. Removal of external reflector allows access to LED and junction box.

ACCESSORIES

| | |
|--|-----------|
| Plaster ring allows use of 7 7/8" OD Trim Flush (TF) reflector in sheetrock ceiling: 8 3/16" dia hole required..... | TF RING/7 |
|--|-----------|

Warranty Detail Our 5-year warranty does not include the provision of scaffolding, man-lifts, 'cherry pickers' or other extraordinary means of access to a product requiring maintenance.



OPTICAL ACCESSORIES

For use only with the "holder for Optical Accessories" fixture model; see Product Code / Basic Unit above.
All are 4 3/4" (121mm) diameter.

| | | | |
|--------------------------------------|--------------|----------------------|----------|
| 30° spread lens | LENS/4.75-30 | color filters | |
| 20° x 55° spread lens | LENS/4.75 | Surprise Pink | PNK/4.75 |
| prismatic lens (Solite) | PLS/4.75 | Daylight Blue..... | DAY/4.75 |

PHOTOMETRIC REPORT with 9° reflector (TESTED PER IESNA LM-79-2008)

Verification Services Report No. 12830083.01. Original test report furnished upon request.

Luminaire recessed LED round accent light with semi-specular clear aluminum reflector, LED aimed at 15° above vertical
Lamp CITIZEN LED, 6000 lumens, 3000K CCT, 80 CRI, with 9° beam spread integral reflector (NO LENS)
Lamp Life rated 50,000 hours based on L70/B50 criteria. LM80 report by LED manufacturer furnished upon request

LUMINAIRE LIGHT OUTPUT AND EFFICACY

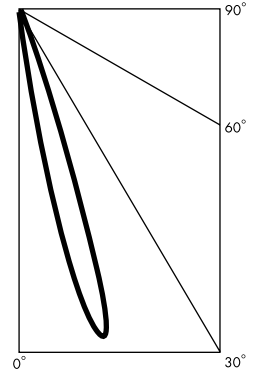
(3000K LED, 9° beam spread integral reflector)

| LED Light Engine | Luminaire Light Output | Luminaire CBCP | Luminaire Efficacy (lms/watt) | System Wattage |
|---------------------------|------------------------|----------------|-------------------------------|----------------|
| 2100 Lumens 97 CRI (L21A) | 1165* | 31479* | 55* | 21 |
| 2800 Lumens 97 CRI (L28A) | 1565* | 42272* | 52* | 30 |
| 3000 Lumens 97 CRI (L30A) | 1665* | 44970* | 49* | 34 |
| 3900 Lumens 97 CRI (L39A) | 2164* | 58461* | 45* | 48 |
| 4500 Lumens 97 CRI (L45A) | 2497* | 67455* | 44* | 57 |
| 2700 Lumens 80 CRI (L27S) | 1498* | 40473* | 71* | 21 |
| 3600 Lumens 80 CRI (L36S) | 1997* | 53964* | 67* | 30 |
| 4000 Lumens 80 CRI (L40S) | 2230* | 60260* | 66* | 34 |
| 5100 Lumens 80 CRI (L51S) | 2830* | 76449* | 59* | 48 |
| 6000 Lumens 80 CRI (L60S) | 3329 | 89940 | 59 | 57 |

*estimated values

CANDLEPOWER DISTRIBUTION (Candela)

| Vertical Angle | Horizontal Angle | | | | |
|----------------|------------------|------|------|------|------|
| | 0 | 45 | 90 | 135 | 180 |
| 0 | 2509 | 2509 | 2509 | 2509 | 2509 |
| 5 | 7583 | 4354 | 2416 | 2006 | 1635 |
| 15 | 89940 | 4484 | 940 | 51 | 27 |
| 25 | 9456 | 1888 | 34 | 13 | 9 |
| 35 | 1971 | 49 | 10 | 6 | 5 |
| 45 | 17 | 9 | 4 | 5 | 7 |
| 55 | 4 | 3 | 3 | 2 | 1 |
| 65 | 2 | 2 | 1 | 1 | 1 |
| 75 | 2 | 1 | 0 | 1 | 1 |
| 85 | 0 | 1 | 0 | 0 | 1 |
| 90 | 0 | 1 | 0 | 0 | 0 |



LIGHT OUTPUT MULTIPLIER (based on 6000 lumens, 3000K LED)

| LED Light Engine | Light Output Multiplier |
|---------------------------|-------------------------|
| 2100 Lumens 97 CRI (L21A) | 0.35* |
| 2800 Lumens 97 CRI (L28A) | 0.47* |
| 3000 Lumens 97 CRI (L30A) | 0.50* |
| 3900 Lumens 97 CRI (L39A) | 0.65* |
| 4500 Lumens 97 CRI (L45A) | 0.75* |
| 2700 Lumens 80 CRI (L27S) | 0.45* |
| 3600 Lumens 80 CRI (L36S) | 0.60* |
| 4000 Lumens 80 CRI (L40S) | 0.67* |
| 5100 Lumens 80 CRI (L51S) | 0.85* |
| 6000 Lumens 80 CRI (L60S) | 1 |

*estimated values

STANDARD DRIVER INFORMATION

UL Class 2, dry and damp location

| Voltage | 120 | 277 |
|--|---------------------|---------------------|
| Input Watts (L21A/L28A/L30A/L39A/L45A/L27S/L36S/L40S/L51S/L60S lumens) | 21/30/34/48/57 | 21/30/34/48/57 |
| Input Current (A) (L21A/L28A/L30A/L39A/L45A/L27S/L36S/L40S/L51S/L60S lumens) | .18/.25/.28/.40/.48 | .08/.11/.12/.17/.21 |
| Min. Power Factor | >0.9 | >0.9 |
| Operating Temperature Range (F) | -4 to 122 | -4 to 122 |

REFLECTOR COLOR MULTIPLIERS

| | |
|----------------------------|-----|
| Semi-specular clear (C) | 1 |
| Slightly diffuse clear (V) | .95 |
| Fully diffuse clear (EC) | .88 |
| Champagne gold clear (G) | .95 |
| Black (B) | .49 |

LED CCT MULTIPLIERS

| | |
|-------|------|
| 2700K | .96 |
| 3000K | 1 |
| 3500K | 1.02 |
| 4000K | 1.03 |
| 5000K | 1.04 |