

Project

Type



MADE IN USA

Click Here

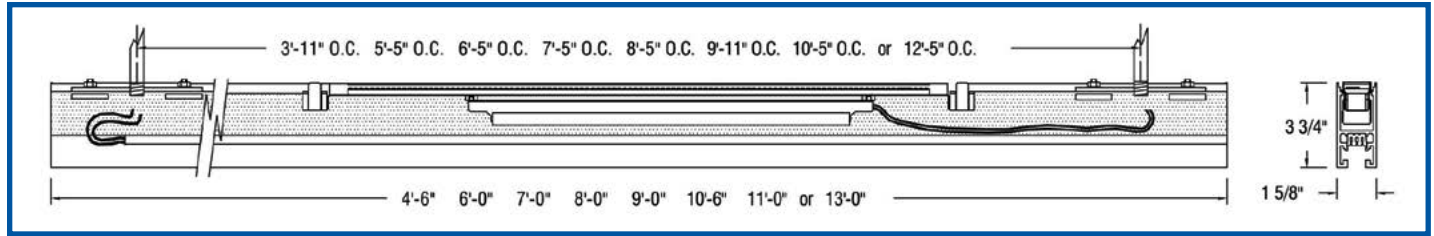
Date

Product Code

Designer

UPLINE LED HO PM

pendant track with integral high output LED uplights



FEATURES

Upline LED PM is a dual function LED luminaire which includes:

- a lighting track suitable for one or two, 120-volt, 20-amp circuits; and
- an uplight consisting of 12" long OSRAM HF² Seamless Constant Current LED arrays each of which is driven to produce 1204 lumens at an average of 10.7 watts.

Luminaire housing consists of a seamless aluminum extrusion suspended by means of two 3/8 IPS (.675" OD) pendants. Luminaire is prepared to accept the electrical service wires for the track through one pendant and the electrical service wires for the uplight through the other pendant. All electrical service wires are by others.

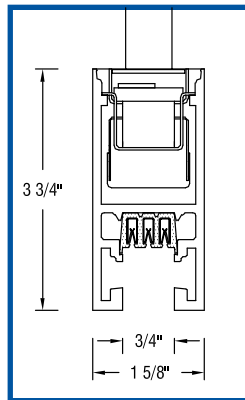
The uplight component is designed to hold the LED arrays at the optimal elevation for wide uplight distribution and control of glare.

LED arrays are capped by one of two protective plastic panels:

- a clear plastic panel (-PS), or
- a semi diffuse plastic panel (-SD) to obscure bright LED's when viewed from above; blocks only 30% of light

Standard finishes for Upline LED PM include matte white, black and Industrial Silver; custom color paint finishes are also available.

For more information, [click here](#).



APPLICATIONS

Luminaire is recommended for showrooms, retail stores, galleries, museums, offices as well as computer-intensive areas – wherever ambient light as well as accent lighting, wallwashing or downlighting is required. Upline LED PM is especially valuable for spaces where the ambient and other sources must be controlled independently and where the lighting program is changed often.

Luminaire is to be mounted to ceilings from two 4" x 2 1/8" deep octagonal outlet boxes, each with a 3/8 IPS stud that has been mounted securely to the ceiling structure. Upline LED PM is intended for use with Edison Price Lighting track fixtures for 20-amp, 120-volt service only.

Track is 3-conductor, continuously grounded. It may be supplied by one or two individually switched, 120 volt, 20 amp branch circuits. Total capacity is 40 amps when supplied by a single phase, 120/240 volt, three-wire branch circuit.

Luminaire is cUL^{us} listed for indoor use only.

DIMMING DETAIL

Upline LED is equipped with drivers (DMV) which permit the uplight LED arrays to be dimmed to 1% by means of a 0-10V dimmer only.

PRODUCT CODE

For complete product code, list basic unit and select one item from each following box.

Basic Unit Overall Length (L)	LED Array Length	Pendant Span (S)	
4'-6"	3'	3'-11"	UPY-HF2CC-HO-PM-5
6'-0"	4'	5'-5"	UPY-HF2CC-HO-PM-6
7'-0"	5'	6'-5"	UPY-HF2CC-HO-PM-7
8'-0"	6'	7'-5"	UPY-HF2CC-HO-PM-8
9'-0"	7'	8'-5"	UPY-HF2CC-HO-PM-9
10'-6"	8'	9'-11"	UPY-HF2CC-HO-PM-10
11'-0"	9'	10'-5"	UPY-HF2CC-HO-PM-11
13'-0"	10'	12'-5"	UPY-HF2CC-HO-PM-13

UPLINE UNITS CANNOT BE JOINED END-TO-END.

For made-to-order straight run and pattern layouts, contact factory.

Plastic Panel	
Clear	- PS
Semi-diffuse	- SD

Light Color	
2700K/90CRI	27K 3000K/80CRI
3500K/80CRI	35K 4000K/80CRI

LED Array Voltage	
120-volt service	- 120
277-volt service	- 277

Finish	
White paint finish	- WHT
Black paint finish	- BLK
Industrial Silver paint finish	- SIL
custom color paint finish (identify color in specification)	- CCH

ACCESSORIES

 Specify as separate line items.

Pendants and hardware are designed for use with 4" x 2 1/8" deep octagonal outlet boxes with a 3/8 IPS stud. Wires from outlet box to fixture by others.

Pendants	
3/8 IPS (.675"/17 mm OD), 3/8-18 IPS thread; may be cut and rethreaded in the field.	
18" pendant:	white 18PX
	black 18PB
	Industrial Silver 18PS
36" pendant:	white 36PX
	black 36PB
	Industrial Silver 36PS
72" pendant:	white 72PX
	black 72PB
	Industrial Silver 72PS

Modified pendant length, up to 72" total without a coupler, and up to 144" total with a coupler. Contact factory for pricing. Requires shop drawing approval.

White, standard	+ total number of inches/PX
Black, standard	+ total number of inches/XB
Silver, standard	+ total number of inches/XS

Pendant Hardware	
outlet box cover kit, flat 4 1/2" (114mm) dia	
white	OBBC
black	OBBCB
Industrial Silver	OBBCS

canopy kit, 5" (127mm) dia x 1 5/8" (41 mm) deep	
white	CPY
black	CPYB
Industrial Silver	CPYS

► Canopies with side notch(es) for conduit available on special order.

swivel kit, 4 1/2" (114mm) dia, 45° max sloped ceiling	
white	SVL
black	SVLB
Industrial Silver	SVLS

Track cover, snaps into the open face of the track; field cuttable SLS/CVR
For Black, Industrial Silver, or custom colors, contact factory.

► Custom color pendants and hardware available on special order.




PHOTOMETRIC REPORT

Prorated from UL Verification Services test report #819230. Original test report furnished upon request.

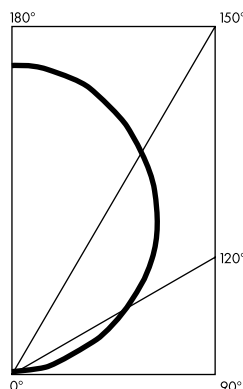
Luminairependant linear LED uplight

Lampone 12" long OSRAM HF2
Narrow Stick Seamless LED module
with clear protective plastic panel,
3000K, 755 lumens



CANDLEPOWER DISTRIBUTION (Candela)

Vertical Angle	Horizontal Angle				
	0.0	25.5	45.0	67.5	90.0
90	0	0	0	0	0
95	9	0	2	2	2
105	65	65	13	6	6
115	149	153	151	144	146
125	233	235	235	235	237
135	299	303	308	308	310
145	353	357	361	364	364
155	392	398	402	407	405
165	422	424	426	431	428
175	435	439	439	445	437
180	441	441	441	441	441



DRIVER INFORMATION

Voltage	120	277
Input Watts Per Foot (W/ft)	8.3	8.3
Line Current Per Foot (A)	0.07	0.03
Power Factor (100% load)	>.9	>.9
THD (%)	15%	15%
Operating Temperature Range (F)	-4 to 131	-4 to 131

LIGHT OUTPUT MULTIPLIER

LED Module Type	Light Output Multiplier
2700K	0.79
3000K	1
3500K	1.03
4000K	1.04

LUMINAIRE LIGHT OUTPUT AND EFFICACY

Fixture Length	Number of LED Modules	Total Luminaire Light Output (lumens)	Luminaire Efficacy (lumens/watt)	System Wattage
4'-6"	3	3612	112	32
6'-0"	4	4816	112	43
7'-0"	5	6020	112	54
8'-0"	6	7224	112	64
9'-0"	7	8428	112	75
10'-6"	8	9632	112	86
11'-0"	9	10836	112	97
13'-0"	10	12040	112	107