

Project

Type




Date Product Code

Designer

# IDM ARTIMA®/5 O

## track mounted LED accent light with integral dimmer



- Luminaire may be configured to mount to any of eighteen 20-amp, 120-volt track systems – or – to any of six 277-volt track systems.
- Whether operated on 120-volt or 277-volt track, luminaire may be dimmed to 10% by an integral rotary dimmer located on one side of the driver case. Dimmer control shaft is spring loaded, permitting shaft to be exposed for adjustment and then depressed flush with the driver case to conserve dimmer setting. ‘Clock face’ markings permit registration of dimmer setting. (See illustrations below.)
- An on-off rocker switch, mounted in the driver case, is included standard on luminaires equipped for 120-volt track only.
- Fixture function can be changed with your choice of Aperture Assembly and your choice of ‘twist and lock’ reflector.
- Aperture Assembly/Reflector choices
  - Cross Baffle (OX) for enhanced glare control; for use with interchangeable 16°, 28° and 40° reflectors.
  - Open Aperture (OH) for maximum efficacy; for use with interchangeable 16°, 28° and 40° reflectors.
- Fixture is ordered with a single Aperture Assembly and a single reflector. Additional reflectors may be ordered as accessories.
- Optical Accessories: Both OX and OH Aperture Assemblies accept one or two of a number of spread lenses or color filters. With the OX assembly lens orientation may be adjusted by rotating the cross baffle. A complimentary beam smoother is included with either assembly.
- Luminaire provides 385° horizontal rotation and vertical adjustment from 0° to 90°. Lamp focus can be locked by tightening two collar clamps using a 9/64" hex key.
- For more information, [click here](#).

For the outlet box mounted version of luminaire, see IDM Artima/5 O-OBM.

**Warranty Details**

- This fixture is not suitable for use in direct sunlight, as under a skylight. Fixtures used in this way are not covered by our warranty.
- Our 5-year warranty does not include the provision of extraordinary means of access, e.g. scaffolding or Genie lifts, to service a product.

IDM Artima/5 O is a track mounted cross-baffled accent light capable of 16° to 40° beam spreads. Luminaire is powered by Citizen chip-on-board LED’s providing either a CRI of 97 within 2-step MacAdam ellipses or a CRI of 80 within 3-step MacAdam ellipses. See tables on reverse for wattages and efficacies.

### PRODUCT CODE

For complete product code, list basic unit and select one item from each following box.

|  |  |
|--|--|
| <b>Basic Unit</b> .....  | IDM-A5*CZS2  |
| <b>Track Configuration</b>   |  |
| 120-volt track (e.g. SightLine) .....  | - 2C   |
| 277-volt track (e.g. HighLine) .....   | no switch; not dimmable ..... - HC                     |
| <b>Finish</b>  |  |
| white: white paint, white lead cord, matte aluminum heat sink; white switch .....        | - WH   |
| black: black paint, black lead cord, black heat sink; black switch .....                 | - BL   |
| Industrial Silver: silver paint, black lead cord, black heat sink; black switch .....    | - SI   |
| custom color: include paint number or physical chip with order and select one from below |  |
| • white lead cord, matte aluminum heat sink; white switch .....                          | - CCW  |
| • black lead cord, black heat sink; black switch .....                                   | - CCB  |
| • any other combinations require a special order   |  |
| <b>Aperture Assembly</b>   |  |
| Cross Baffle .....   | - OX   |
| Open Aperture .....  | - OH   |
| <b>Beam Spread Reflector (specify one to ship with fixture)</b>                          |  |
| 16° spot .....   | - 16D  |
| 28° narrow flood .....   | - 28D  |
| 40° flood .....  | - 40D  |
| <b>Light Source Output (Lumens)</b>  |  |
| 2800 lumens / 97 CRI .....   | 2700K & 3000K only .....                               |
| 3600 lumens / 80 CRI .....   | - L28A   |
|  | - L36S   |
| <b>Light Color</b>   |  |
| 2700 K .....   | - 27K  |
| 3000 K .....   | - 30K  |
| 3500 K .....   | not available with all Light Outputs (see above) ..... |
| 4000 K .....   | not available with all Light Outputs (see above) ..... |
| 5000 K .....   | not available with all Light Outputs (see above) ..... |
| <b>Dimming Notes:</b>  |  |
| • Fixture may be dimmed only by its integral dimmer.                                     |  |
| • Fixture cannot be dimmed by a dimmer of any kind on the track circuit.                 |  |
| • Fixture may be damaged by use of an incandescent or ELV dimmer on the track circuit.   |  |
| • Fixture will not be dimmed or damaged by use of a 0-10V dimmer on the track circuit.   |  |

► For luminaires modified for 50A or 60A track systems, contact factory.


### EXTRA REFLECTORS *Specify as separate line items.*

|                                  |              |
|----------------------------------|--------------|
| 16° spot reflector .....         | A5-CZS-REF16 |
| 28° narrow flood reflector ..... | A5-CZS-REF28 |
| 40° flood reflector .....        | A5-CZS-REF40 |

### OPTICAL ACCESSORIES ▼ *See next page*



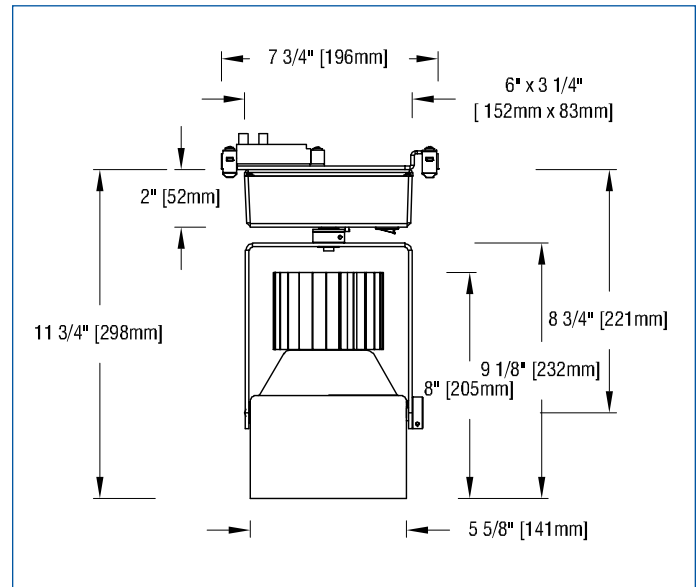
## DIMMER OPERATION



## OPTICAL ACCESSORIES

Specify as separate line items.  
All are 4 3/4" (121 mm) diameter. Lenses and filters are glass; screens are aluminum.

|   |                                |
|---|--------------------------------|
| <b>30° spread lens</b> .....            | LENS/4.75-30                   |
| <b>20° x 55° spread lens</b> .....      | LENS/4.75                      |
| <b>70° spread lens</b> .....            | LENS/4.75-70                   |
| <b>prismatic lens (Solite)</b> .....    | PLS/4.75                       |
| <b>40° x 70° spread lens</b> .....      | LENS/4.75-4070                 |
| <b>beam smoother</b> .....              | included with fixture CLR/4.75 |
| <b>color filters</b>                    |                                |
| Daylight Blue .....                     | DAY/4.75                       |
| Surprise Pink .....                     | PNK/4.75                       |
| amber .....                             | AMB/4.75                       |
| blue .....                              | BLU/4.75                       |
| green .....                             | GRN/4.75                       |
| red .....                               | RED/4.75                       |
| <b>33% light reduction screen</b> ..... | SCR33/4.75                     |
| <b>50% light reduction screen</b> ..... | SCR50/4.75                     |



## APPLICATIONS

Luminaire is suitable for highlighting vertical or horizontal surfaces, as well as objects in museums, galleries, showrooms, residences, offices and stores.

Luminaire is listed for mounting on Edison Price Lighting 120-volt or 277-volt track.

**Fixture Spacing Requirements** The track adapter of this fixture is 7 3/4" long. For this reason 1) it cannot be track-mounted closer than 8" on center and 2) it cannot be used with 2 of our 7 Unicep single-fixture track units.

– see below for photometric reports –



## PHOTOMETRIC REPORT with 16° reflector (tested per IESNA LM-79-2008)



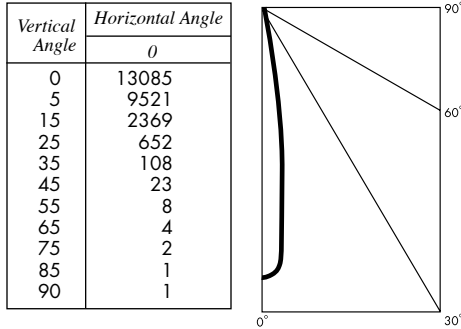
Prorated from Verification Services Report No. 12186406.04. Original test report furnished upon request.

Luminaire ..... track-mounted LED accent light with a 16° reflector and black cross-baffle (NO LENS)

Lamp ..... Citizen LED, 3600 lumens, 3000K CCT

Lamp Life ..... rated 50.000 hours based on L70/B50 criteria. LM80 report by LED manufacturer furnished upon request

### CANDLEPOWER DISTRIBUTION (Candela)



### LUMINAIRE LIGHT OUTPUT AND EFFICACY

| LED Module Type           | Luminaire Light Output | Luminaire CBCP | Luminaire Efficacy (lumens/watt) | System Wattage |
|---------------------------|------------------------|----------------|----------------------------------|----------------|
| 3600 Lumens 80 CRI (L36S) | 1870*                  | 13,085*        | 69*                              | 27             |
| 2800 Lumens 97 CRI (L28A) | 1422*                  | 9952*          | 53*                              | 27             |

\*estimated values

## PHOTOMETRIC REPORT with 28° reflector (tested per IESNA LM-79-2008)

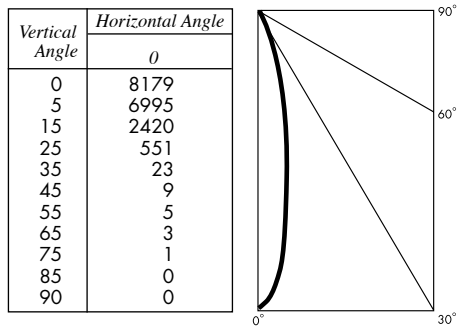


Verification Services Report No. 12186406.06. Original test report furnished upon request.

Luminaire ..... track-mounted LED accent light with a 28° reflector and black cross-baffle (NO LENS)

Lamp ..... Citizen LED, 3600 lumens, 3000K Lamp Life..... see above

### CANDLEPOWER DISTRIBUTION (Candela)



### LUMINAIRE LIGHT OUTPUT AND EFFICACY

| LED Module Type           | Luminaire Light Output | Luminaire CBCP | Luminaire Efficacy (lumens/watt) | System Wattage |
|---------------------------|------------------------|----------------|----------------------------------|----------------|
| 3600 Lumens 80 CRI (L36S) | 1614*                  | 8179*          | 60*                              | 27             |
| 2800 Lumens 97 CRI (L28A) | 1227*                  | 6221*          | 45*                              | 27             |

\*estimated values

## PHOTOMETRIC REPORT with 40° reflector (tested per IESNA LM-79-2008)

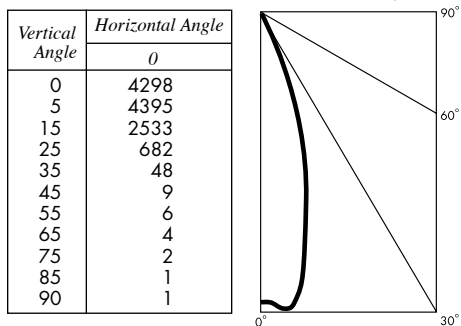


Verification Services Report No. 12186406.08. Original test report furnished upon request.

Luminaire ..... track-mounted LED accent light with a 40° reflector and black cross-baffle (NO LENS)

Lamp ..... Citizen LED, 3600 lumens, 3000K Lamp Life..... see above

### CANDLEPOWER DISTRIBUTION (Candela)



### LUMINAIRE LIGHT OUTPUT AND EFFICACY

| LED Module Type           | Luminaire Light Output | Luminaire CBCP | Luminaire Efficacy (lumens/watt) | System Wattage |
|---------------------------|------------------------|----------------|----------------------------------|----------------|
| 3600 Lumens 80 CRI (L36S) | 1497*                  | 4395*          | 55*                              | 27             |
| 2800 Lumens 97 CRI (L28A) | 1139*                  | 3343*          | 42*                              | 27             |

\*estimated values

## PHOTOMETRIC REPORT with 16° reflector (tested per IESNA LM-79-2008)



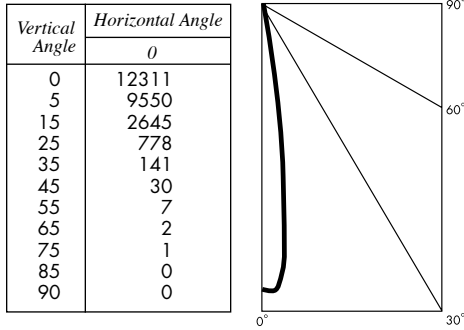
Prorated from Verification Services Report No. 12186406.03. Original test report furnished upon request.

Luminaire ..... track-mounted LED accent light with a 16° reflector and black lens holder (NO LENS)

Lamp ..... Citizen LED, 3600 lumens, 3000K CCT

Lamp Life ..... rated 50.000 hours based on L70/B50 criteria. LM80 report by LED manufacturer furnished upon request

### CANDLEPOWER DISTRIBUTION (Candela)



### LUMINAIRE LIGHT OUTPUT AND EFFICACY

| LED Module Type           | Luminaire Light Output | Luminaire CBCP | Luminaire Efficacy (lumens/watt) | System Wattage |
|---------------------------|------------------------|----------------|----------------------------------|----------------|
| 3600 Lumens 80 CRI (L36S) | 2046*                  | 12,311*        | 76*                              | 27             |
| 2800 Lumens 97 CRI (L28A) | 1556*                  | 9364*          | 58*                              | 27             |

\*estimated values

## PHOTOMETRIC REPORT with 28° reflector (tested per IESNA LM-79-2008)

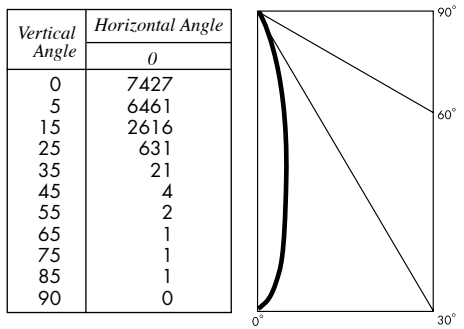


Verification Services Report No. 12186406.05. Original test report furnished upon request.

Luminaire ..... track-mounted LED accent light with a 28° reflector and black lens holder (NO LENS)

Lamp ..... Citizen LED, 3600 lumens, 3000K Lamp Life ..... see above

### CANDLEPOWER DISTRIBUTION (Candela)




### LUMINAIRE LIGHT OUTPUT AND EFFICACY

| LED Module Type           | Luminaire Light Output | Luminaire CBCP | Luminaire Efficacy (lumens/watt) | System Wattage |
|---------------------------|------------------------|----------------|----------------------------------|----------------|
| 3600 Lumens 80 CRI (L36S) | 1642*                  | 7427*          | 61*                              | 27             |
| 2800 Lumens 97 CRI (L28A) | 1248*                  | 5648*          | 46*                              | 27             |

\*estimated values

## PHOTOMETRIC REPORT with 40° reflector (tested per IESNA LM-79-2008)

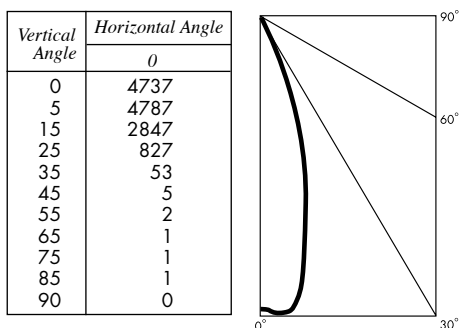


Verification Services Report No. 12186406.07. Original test report furnished upon request.

Luminaire ..... track-mounted LED accent light with a 40° reflector and black lens holder (NO LENS)

Lamp ..... Citizen LED, 3600 lumens, 3000K Lamp Life ..... see above

### CANDLEPOWER DISTRIBUTION (Candela)



### LUMINAIRE LIGHT OUTPUT AND EFFICACY

| LED Module Type           | Luminaire Light Output | Luminaire CBCP | Luminaire Efficacy (lumens/watt) | System Wattage |
|---------------------------|------------------------|----------------|----------------------------------|----------------|
| 3600 Lumens 80 CRI (L36S) | 1682*                  | 4798*          | 62*                              | 27             |
| 2800 Lumens 97 CRI (L28A) | 1279*                  | 3649*          | 47*                              | 27             |

\*estimated values

### STANDARD DRIVER INFORMATION (UL Class 2, dry and damp location)

| Voltage                         | 120       | 277       |
|---------------------------------|-----------|-----------|
| Input Watts (L36S/L28A)         | 27/27     | 27/27     |
| Input Current(A) (L36S/L28A)    | .23/.23   | .10/.10   |
| Output Current (mA)             | 500-1100  | 500-1100  |
| Min. Power Factor               | 0.90      | 0.90      |
| Operating Temperature Range (F) | -4 to 122 | -4 to 122 |

### LIGHT OUTPUT MULTIPLIER

| LED Module Type           | Light Output Multiplier |
|---------------------------|-------------------------|
| 3600 Lumens 80 CRI (L36S) | 1.0                     |
| 2800 Lumens 97 CRI (L28A) | 0.76*                   |

\*estimated values